

## Ultra Low Flow AQUAMIST Type ULF AM28 Nozzles Automatic (Closed)

### General Description

TYCO Ultra Low Flow AQUAMIST Type ULF AM28 Nozzles are closed (automatic) nozzles intended for use with engineered, water-mist systems. They are low-pressure nozzles that utilize a single fluid jet impinging on a diffuser to produce a spray having a range of water droplet sizes suitable for the control of Class A fires.

It is recommended that the end user be consulted with respect to the suitability of the materials of construction for any given corrosive environment. The effects of ambient temperature, concentration of chemicals, and gas/chemical velocity should be considered, at a minimum, along with the corrosive nature to which the nozzles may be exposed.

#### NOTICE

The TYCO Ultra Low Flow AQUAMIST Type ULF AM28 Nozzles described herein must be installed and maintained in compliance with this document and with the applicable standards of the VdS CEA 4001 "Sprinkler Systems Planning and Installation" or EN12845 "Automatic Sprinkler Systems - Design, Installation and Maintenance", in addition to the standards of any authorities having jurisdiction. Failure to do so may impair the performance of these devices.

The design of individual water mist systems can vary considerably, depending on the characteristics and

nature of the hazard and the basic purpose of the water mist system. Because of these variations, the design of water mist systems for fire protection must only be performed by experienced designers who thoroughly understand the limitations as well as capabilities of such systems.

The owner is responsible for maintaining their fire protection system and devices in proper operating condition. Contact the installing contractor or product manufacturer with any questions.

### Approvals

The TYCO Type ULF AM28 AQUAMIST Nozzles are VdS approved when used as part of an engineered, wet-pipe water mist system. In particular, the VdS approval was performed in accordance with test protocol "Fire tests for 'Office, OH1' and similar" dated December 6, 2007.

### Technical Data

**Discharge Coefficient**  
K=11,7 lpm/bar<sup>1/2</sup> (K=0.81 gpm/psi<sup>1/2</sup>)

**Thread Connection**  
1/2 Inch NPT

**Response Time Index (RTI)**  
33,13 (m•s)<sup>1/2</sup> (60.24 (ft•s)<sup>1/2</sup>)

**Finish**  
Natural Brass  
Pure White  
Signal White  
Chrome Plated

**Temperature Ratings**  
57°C (135°F)



#### Physical Characteristics

Frame .....	Brass
Strainer .....	Copper
Orifice Insert .....	Bronze
Button .....	Bronze
Sealing Assembly ..	Beryllium Nickel w/TEFLON
Ejection Spring .....	Stainless Steel
Bulb .....	Glass
Diffuser .....	Bronze
Loading Screw .....	Bronze

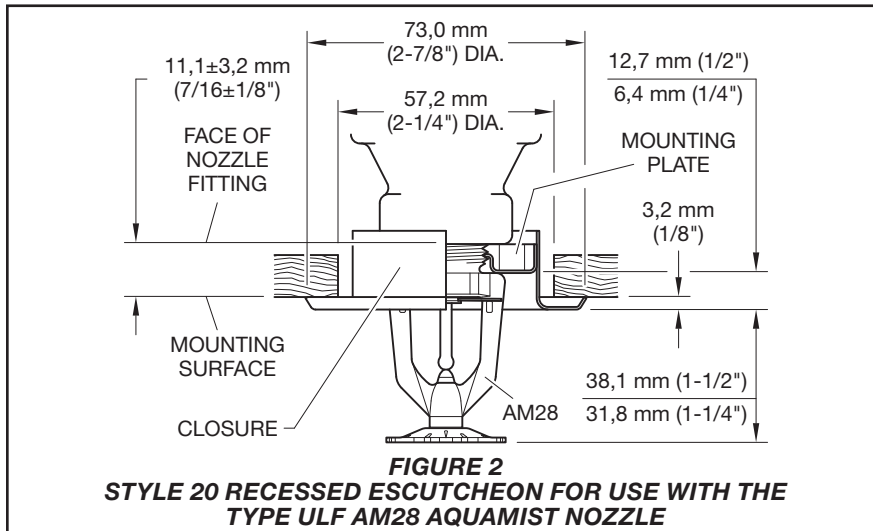
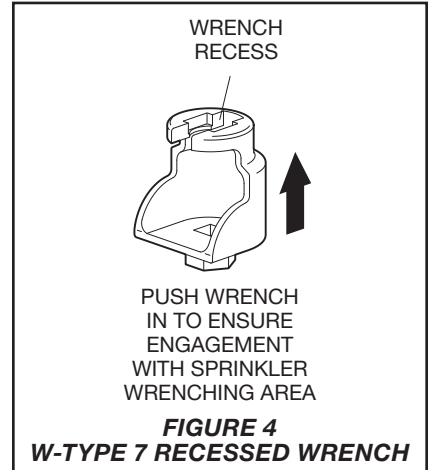
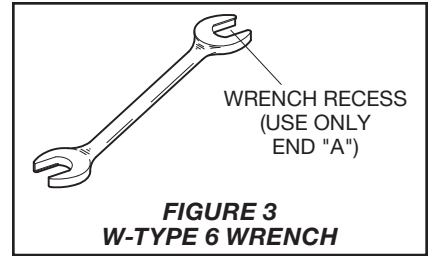
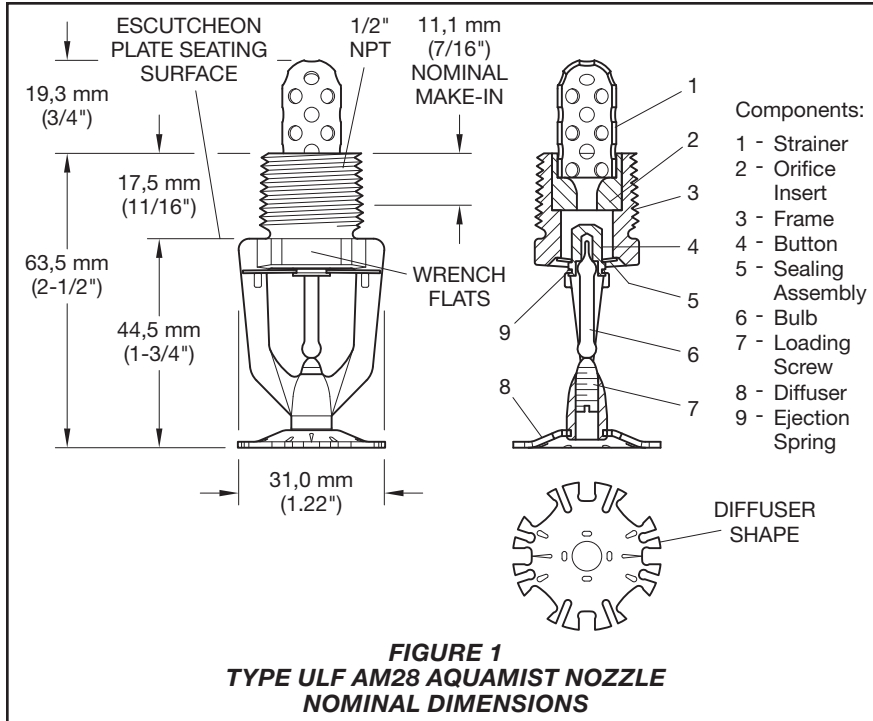
The smallest waterway (orifice) diameter of the Orifice Insert is nominally 4,29 mm (0.169 in.). The diameter of the Inlet Strainer perforations is nominally 3,2 mm (0.125 in.).

### Design Criteria

Obtain guidance for the design of a water mist system that utilizes the TYCO Ultra Low Flow AQUAMIST Nozzles Type ULF AM28 from the Technical Services department.

#### IMPORTANT

Always refer to Technical Data Sheet TFP700 for the "INSTALLER WARNING" that provides cautions with respect to handling and installation of sprinkler systems and components. Improper handling and installation can permanently damage a sprinkler system or its components and cause the sprinkler to fail to operate in a fire situation or cause it to operate prematurely.



## Installation

TYCO Ultra Low Flow AQUAMIST Type ULF AM28 Nozzles must be installed in accordance with this section.

Do not install any bulb type nozzle if the bulb is cracked or there is a loss of liquid from the bulb. With the nozzle held horizontally, a small air bubble should be present. The diameter of the air bubble is approximately 1,6 mm (1/16 in.) for the 57°C (135°F) temperature rating.

A leak-tight 1/2 inch NPT nozzle joint should be obtained by applying a minimum-to-maximum torque of 9,5 to 19,0 Nm (7 to 14 lbs.-ft.). Higher levels of torque can distort the nozzle inlet and cause leakage or impairment of the nozzle.

### Type ULF AM28

The Type ULF AM28 AQUAMIST Nozzles must be installed in accordance with the following instructions:

**Step 1.** Install the Type ULF AM28 in the upright position as shown in Figure 1.

**Step 2.** With pipe thread sealant applied to the pipe threads, hand-tighten the nozzle into the nozzle fitting.

**Step 3.** Tighten the nozzle into the nozzle fitting using only the W-Type 6 Wrench (Ref. to Figure 2). With reference to Figure 1, apply the W-Type 6 Wrench to the wrench flats.

## Care and Maintenance

TYCO Ultra Low Flow AQUAMIST Type ULF AM28 Nozzles must be maintained and serviced in accordance with this section.

Before closing a fire protection system main control valve for maintenance work on the fire protection system that it controls, obtain permission to shut down the affected fire protection system from the proper authorities and notify all personnel who may be affected by this action.

Nozzles which are found to be leaking or exhibiting visible signs of corrosion must be replaced.

Automatic nozzles must never be painted, plated, coated, or otherwise altered after leaving the factory. Modified nozzles must be replaced. Nozzles that have been exposed to corrosive products of combustion, but have not operated, should be replaced if they cannot be completely cleaned by wiping the nozzle with a cloth or by brushing it with a soft bristle brush.

Care must be exercised to avoid damage to the nozzles before, during, and after installation. Nozzles damaged by dropping, striking, wrench twist/slippage, or the like, must be replaced. Also, replace any nozzle that has a cracked bulb or that has lost liquid from its bulb (Ref. Installation section).

Frequent visual inspections are recommended to be initially performed for nozzles installed in potentially corrosive atmospheres to verify the integrity of the materials of construction and finish as they may be affected by the corrosive conditions present for a given installation. Thereafter, annual inspections per applicable standards are required, in addition to inspections required by the authority having jurisdiction.

The owner is responsible for the inspection, testing, and maintenance of their fire protection system and devices in compliance with this document, as well as with the applicable standards of any other authorities having jurisdiction. Contact the installing contractor or product manufacturer with any questions.

Water mist systems should be inspected, tested, and maintained by a qualified Inspection Service in accordance with local requirements and/or national codes.

## Limited Warranty

For warranty terms and conditions, visit [www.tyco-fire.com](http://www.tyco-fire.com).

## Ordering Procedure

Contact your local distributor for availability. When placing an order, indicate the full product name and part number (P/N).

**Type ULF AM28 AQUAMIST Nozzles**  
Specify: Type ULF AM28 AQUAMIST Nozzle with 57°C (135°F) temperature rating, finish (specify), and P/N (specify):

Natural Brass . . . . .	49-028-1-135
Pure White (RAL9010) <sup>a</sup> . . . . .	49-028-3-135
Signal White (RAL9003) <sup>b</sup> . . . . .	49-028-4-135
Chrome Plated . . . . .	49-028-9-135

- a. Eastern Hemisphere sales only
- b. Formerly known as Bright White

**Escutcheon**  
Specify: Style 20 Recessed Escutcheon with (specify\*) finish, P/N (specify\*)

\* Refer to Technical Data Sheet TFP770

**Wrench**  
Specify: W-Type 6 Sprinkler Wrench, P/N 56-000-6-387

Specify: W-Type 7 Sprinkler Wrench, P/N 56-850-4-001

